

Picolite

The small and versatile light



www.broncolor.com

Picolite - Complete system of specialized light shapers and a crossover adapter for other broncolor light shapers

Picolite is more than just a lamp. It is a complete system of specialized light shapers and a crossover adapter for other broncolor light shapers as well. Thanks to its small, light-weight design, it is very handy and easy to use.

The Picolite is compatible with all broncolor power packs and includes several accessories providing tremendous choice in different lighting characteristics. The various accessories are described in detail using practical examples on the following pages.



How To – Create spot-like illumination

The Fresnel spot attachment produces a collimated light. The system conveniently allows continuous angle adjustment by simply moving the position of the knob without having to change the entire accessory. When using a Fresnel spot attachment on the Picolite, the light is more focused. The result is a spot-like illumination with darker shadows and small, bright highlights.

The following image shows a tattoo being created. The tattoo studio is very small and there is almost no space between the tattoo artist, the chairs, the tables and the person getting a tattoo.



4 Picolite

The main light, a Picolite with a Fresnel spot from the left side, only illuminates the arm being tattooed and the hand of the tattoo artist with his tool. No light is allowed to hit the background because the focus should only be on the tattooing. The light is hard, the skin is fairly shiny, the colour is saturated and you can almost feel the pain!

One additional light, a Picolite with a Picobox, is used from the right side. The reflection is clearly visible in the metal. The white paper the arm is resting on reflects and bounces the light coming from the Fresnel.



How To – Precisely set the light

The projection attachment is a highly compact and precise light shaper. Due to its size, the shadow of the lit subjects turn out dark and very clearly delineated.

The following image shows some shiny porcelain dishes against a dark background and some tea in one of the cups. There is a very strong contrast between the shiny white porcelain and the structured dark tea. The structured tea needs more and harder light than the porcelain.

In the first picture you see the image without the projection attachment. In the second you see the same setting with the additional projection attachment pointing at the tea.



6 Picolite

Not only is the tea more brightly illuminated, its structure also looks crisper.

The projection attachment is extremely precise, and with the mask or templates you can cover parts of the subject not requiring illumination. The edge transfer can be focused or defocused.



How To – Create high-contrast portraits

The light of the Picobox is very homogenous. If it is used on shiny surfaces such as on chrome or glass, the result is perfectly homogenous coverage with no hot spot. Since the front is made of acrylic, its reflection is completely even and its edges very clean.

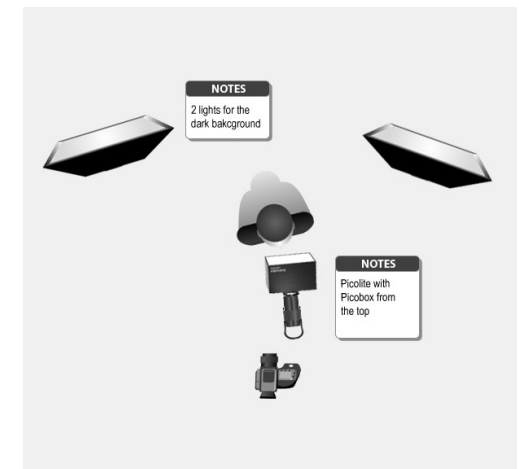

In the following image the Picobox has been used as a portrait light, probably not a common use for a Picobox, but still an interesting option.

The light is placed very close to the face, so close that you can see the edge transfer and the fall of the light.

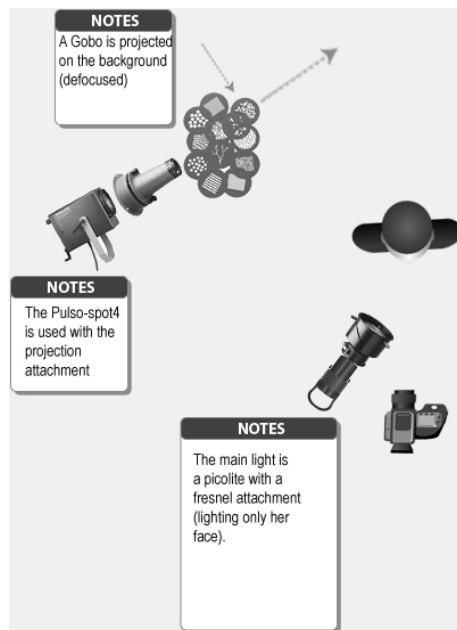


8 Picolite

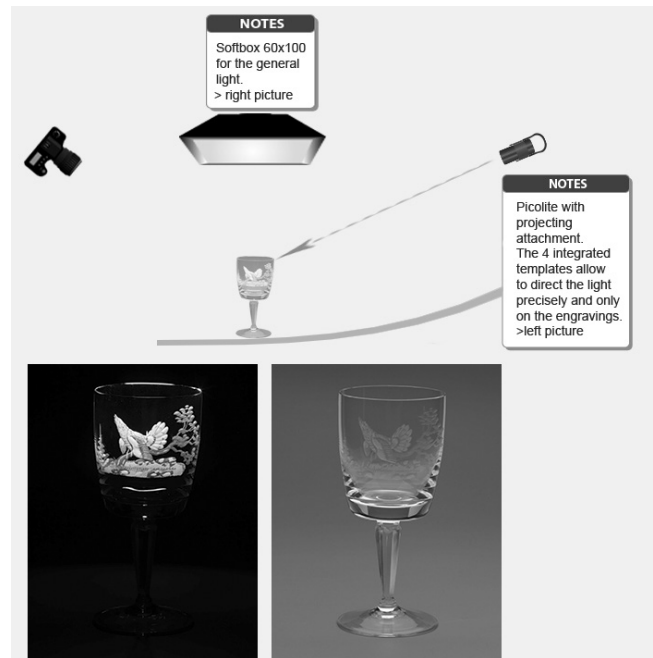
Compared to a Softbox (second image) where everything is more flat, there is much more contrast in the one with the Picobox.



Earlier how-to's



Earlier how-to's



Earlier how-to's



NOTES
1. Pulso-spot 4 with spot attachment

NOTES
2. P-70 with honeycomb

NOTES
3. Picolite with honeycomb

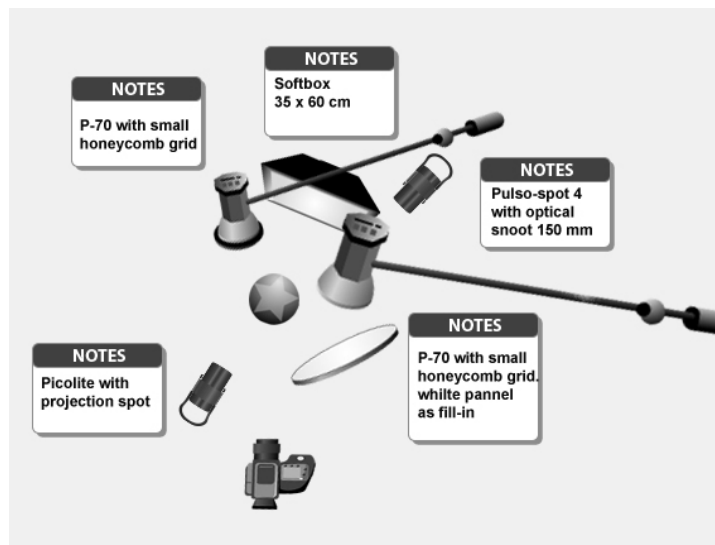
NOTES
4. Picolite with Fresnel

NOTES
5. Softbox 30x120

NOTES
6. Para 88 defoc.

1. 2. 3.
4. 5. 6.

Earlier how-to's



Technical Data & Compatibility

The Picolite is fully compatible with all broncolor power packs (up to 1600 J). There is no modelling light when using it on a Move 1200 L. An adapter for a broncolor light shaper is available.

Picolite | 32.021.00

- Corresponding emission characteristics of flash tubes and modelling light
 - Plug-in flash tube and protecting glass (with mechanical safety device)
 - Integrated reflector
 - Adapter for own accessories with small dimensions (rotatable 360°)
 - Adapter for broncolor light shaper available
 - Built-in tilt head with locking lever for an optimal breaking effect
 - Integrated umbrella holder
 - Cooling fan and thermal protection
 - Automatic voltage sensing (halogen modelling lamp must be manually changed)
-

Technical Data

Flash energy	max. max. 1600 J
Modelling light (230 V)	halogen max. 150 W
Length lamp cable	3,5 m (11 ft)
Dimensions (Ø×l×h)	Ø 8 × 20,5 × 13,5 cm (3,1 × 8 × 5,3")
Weight (with cable)	1,25 kg (2,7 lbs)
Stand support	for bolts 12 mm, $\frac{3}{8}$ " thread and bolts 16 mm, $\frac{5}{8}$ "



Accessories – Fresnel spot attachment and Picobox for Picolite

The Fresnel spot attachment produces a collimated light. The system conveniently allows continuous angle adjustment by simply moving the position of the knob without having to change the entire accessory.

Fresnel spot attm. | 33.631.00

Light angle adjustment range 15 – 35°
incl. mat protecting glass (34.335.00)

Picobox | 33.128.00

max. 1600 J
lamp surface 15 × 25 cm (6 × 9,8")
with integrated spring lock



Fresnel spot attachment



Picobox

Accessories – Projection attachment and attachment with three honeycomb grids and two aperture masks for Picolite

The projection attachment can be used for projecting fine lines, graphic patterns, gobos and slides on surfaces and objects. You can illuminate very small areas with the honeycomb grids for Picolite. Different light angles are achieved by combining grids with aperture masks.

Projection attm. | 33.641.00

100 mm, with mat protecting glass,
3 aperture masks, 4 integrated templates

Attachment with three honeycomb grids and two aperture masks | 33.204.00



Accessories – Barn door with four wings and Pulso adapter for Picolite

Barn doors can be used to shape the light. They are very useful for avoiding lens flare when working with backlight. The Pulso adapter allows lightweight reflectors and accessories in the Pulso product range to be used.

Barn door with 4 wings | 33.244.00

Pulso adapter | 33.501.00

Allows to use lightweight reflectors and accessories of the Pulso range



Barn door with four wings



Pulso adapter

